

# 4400

— STEREO CONVERT-A-DECK —




The new 4400 Convert-A-Deck eliminates the question of whether to buy a tape recorder or tape deck. A simple setting of a front panel converter switch brings you either system instantly!

Akai's One-Micron Gap Head and a tape selector circuit which brings out the maximum response of low noise tape provides an undistorted frequency response coverage to 22,000Hz.

The versatility of Sound-On-Sound, Sound Mixing, and Sound-With-Sound puts the 4400 in the professional class regardless of the system employed. Instant Dual Monitoring, Output Level Control, Pause Control with start button release, Automatic Shut-Off. Expanded scale large VU Meters, practical built-in Reel Retainers. Quality parts and robust mechanism.

**AKAI**®





## ONE-MICRON GAP HEAD

Akai's superior performing One-Micron Gap Head was chosen for employment in this model because of its excellent frequency response and low distortion characteristics. In successfully reducing the head gap to one single micron from the usual two or four micron gap width, the gap between original and recorded sound was narrowed. Thus, with the One-Micron Gap Head, the full frequency range including clear high pitched sound can be reproduced without distortion.

### NEW CONVERT-A-DECK VERSATILITY

The 4400 is equipped with a front panel Converter Switch enabling instant conversion of the unit to a complete tape recorder or pure tape deck system. Simply set to COMPLETE SYSTEM position to activate the built-in power amplifier and two built-in speakers, or to PURE DECK position for connection to a high output power external amplifier-speaker system.

### TAPE SELECTOR SWITCH

A Tape Selector Switch provided on front panel facilitates the use of Akai's S.R.T. (Super Range Tape) or other low noise tape. This tape selector circuit works to change the recording equalization according to the tape and brings out the maximum response of low noise tape. The combination of the One-Micron Gap Head characteristics and the use of low noise tape makes a startling difference in tone quality and extends the high frequency response range to cover an amazing 22,000Hz.

### DUAL MONITORING

The combination of a Tape Monitor Switch and three heads provides instant comparison of the sound source and the actual recording being made. A simple switching of the Monitor Switch to and from SOURCE position (for monitoring source) and TAPE position (for monitoring recording the instant it is made) provides immediate indication of recording quality. A convenient front panel headphone jack is provided for monitoring or private headphone listening.

### SOUND-ON-SOUND & SOUND-WITH-SOUND

Sound-on-sound is the transfer of previously recorded material from one track to another, accumulating as many individual recordings on a single track as is desired. Use for fun or professional purposes.

Sound-with-sound is a convenient feature for language training. Record your instructor's voice on track 1 and rewind tape. While monitoring the first recording, record on track 3. Then playback the tape and compare. Erase your voice and record again until perfection is attained.

### BUILT-IN SOUND MIXER

Another important feature of this model is the built-in microphone-line mixing circuit. Independent line and microphone recording level controls and input jacks enable signals from microphones and signals from other sources to be blended and recorded simultaneously on the tape. Record your own voice or the voices of your singing group accompanied by your favorite orchestra or any number of other interesting musical compilations.

### AUTOMATIC SHUT-OFF


An exclusive feature of this model is the automatic shut-off function of the unit. Simply threading the

tape through the Automatic Shut-Off Lever and setting the Power/Automatic Shut-Off Switch to SHUT-OFF position is all that is necessary to cut off the power of the unit at the end of the tape. Especially convenient if the unit is left unattended.

### PAUSE CONTROL WITH START BUTTON RELEASE


Simply lift Pause Lever to stop tape travel during recording or playback. Pause Control is especially useful when editing tapes. Set Pause Lever to temporarily suspend tape travel when certain portions of a program are not desired. Easy Start Button release.

### EXPANDED SCALE VU METERS



Two large front panel VU Meters not only facilitate easier operation, but also add to the attractive design of the unit. Internally illuminated and expanded scales provide quick and accurate determination of recording and playback levels.

### HIGHLY EFFICIENT MOTOR



This model employs a highly efficient induction type motor for stable tape travel and ideal starting torque. The boldly designed flywheel combined with this outstanding motor reduces wow and flutter to a significant degree.

### STURDY MECHANISM & RELIABLE CIRCUITRY

In keeping with Akai's top quality parts utilization policy, the 4400 features robust construction and reliable circuitry. Integrated circuits and silicon transistors are used unsparingly for superior performance. Akai's dependable two-lever control system also adds to the reliability of the unit.

### BUILT-IN REEL RETAINERS

A mere "twist-of-the-wrist" firmly locks reels into place with these practical built-in Reel Retainers. Equally as easy to release.

### INDEX COUNTER & RESET BUTTON

Handy 4-digit Index Counter with Reset Button provides a quick reference for locating positions on the tape.

### DIN JACK

A Din Jack with Input Selector Switch facilitates a single cord connection with an external amplifier and enables input adjustment according to the amplifier.

### STANDARD ACCESSORIES

Connection Cord ..... 1 set  
Empty Reel ..... 1  
Operator's Manual ..... 1

### TECHNICAL DATA

**Track System:** 4-track 2-channel stereo/monaural system. **Reel Capacity:** Up to 7" reel. **Tape Speed:** 7-1/2 and 3-3/4 ips ( $\pm 2\%$ ). **Wow & Flutter:** Less than 0.15% RMS at 7-1/2 ips. Less than 0.2% RMS at 3-3/4 ips. **Equalization:** Correct equalization for playback of tapes recorded to NAB curve. **Frequency Response:** 30Hz to 22,000Hz ( $\pm 3$ dB) at 7-1/2 ips (Akai SRT Tape). 30Hz to 16,000Hz ( $\pm 3$ dB) at 3-3/4 ips (Akai SRT Tape) 30Hz to 20,000Hz ( $\pm 3$ dB) at 7-1/2 ips (Regular Tape). 30Hz to 14,000Hz ( $\pm 3$ dB) at 3-3/4 ips (Regular Tape). **Distortion:** Less than 1.5% (1,000Hz "0" VU). **Output Power:** 16W total music power (8W/8W) at 8 $\Omega$ . 12W continuous power (6W/6W) at 8 $\Omega$ . **Signal to Noise Ratio:** Better than 50dB. **Erase Ratio:** Better than 70dB. **Cross-Talk:** Better than 70dB (monaural). Better than 50dB (stereo). **Bias Frequency:** 100kHz. **Heads:** (3): Recording, playback, and erase heads. **Motors:** (1): 4-pole induction motor. **Fast Forward & Rewind Time:** 190/180 sec. using a 1,200 ft. tape at 60Hz. **Recording Capacity:** Two hours stereo recording using a 1,200 ft. tape at 3-3/4 ips. **Output Jacks:** Line (2): 1.23V ("0" VU)/5k $\Omega$  (Required load impedance: more than 20k $\Omega$ ) Phone (1): 30mV/8 $\Omega$ . Speaker (2): 8W/8 $\Omega$  each. **Input Jack:** Microphone (2): 0.4mV/5k $\Omega$ . Line (2): 60mV/150k $\Omega$ . **Din Jack:** 0.6V/50mV (High)/3mV (Low). **Speaker:** 2 built-in 4" speakers. **Semi-Conductors:** Transistors: 11. Diodes: 4. **Integrated Circuits:** Linear IC: 4. Power IC: 2. **Power Requirements:** 120V A.C., 60Hz. **Power Consumption:** 60W. **Dimensions:** 412(W) x 355(H) x 194(D) mm (16.3 x 14 x 7.6") **Weight:** 13.7 kg. (30.1 lbs.)

\* For improvement purposes, specifications and design are subject to change without notice.

C5172ADAG02/DIAG1172

DISTRIBUTED BY  
AKAI AMERICA, LTD.

2139 E. Del Amo Blvd.  
Compton, Calif., U.S.A. 90220  
TELEPHONE: (213) 537-3880  
TELEX: 67-7494

MANUFACTURED & DISTRIBUTED BY  
AKAI ELECTRIC CO., LTD.  
AKAI TRADING CO., LTD.

12-14, 2-chome, Higashi-Kojiya,  
Ohta-ku, Tokyo, Japan

Printed in Japan